



**TWO 50**

art:10052 QR-CB51 max 2x50W/12V GU5,3 IP20  
 aluminum a/b/h/L 180/60/220/1000mm grey 65,0



**THREE 50**

art:10055 QR-CB51 max 3x35W/12V GU5,3 IP20  
 aluminum a/b/h/L 150/150/220/1000mm grey 73,0



**FOUR 50S**

art:10057 Q-PAR16 max 4x50W/220V GU10 IP20  
 aluminum a/b/h/L 150/150/220/1000mm grey 42,0



**FOUR 111**

art:10040 QR111 max 4x50W/12V G53 IP20  
 aluminum a/b/h/L 270/270/220/1000mm grey 95,0




**maxi BOX**

art:N-10062 A60/Q-PAR20 max 60W/220V E27 IP20  
 aluminum a/b/h/L 100/100/300/1000mm grey 33,0

**mini BOX**

art:N-10063 Q-PAR16 max 35W/220V GU10 IP20  
 aluminum a/b/h/L 60/60/200/1000mm grey 25,0



**ALU DOWN**

art:N-4850 Q-PAR16 max 35W/220V GU10 IP20  
 aluminum d/h/L 120/200/1000mm grey 27,0



### QUADRO 50

art:N-10049	QR-CB51	max 4x20W/12V	GU5,3	IP20	
	aluminium	a/b/h 180/180/220mm		grey	53,0



### TRIO 50

art:N-10046	QR-CB51	max 3x35W/12V	GU5,3	IP20	
	aluminium	a/b/h 180/180/220mm		grey	46,0



### DUO 50

art:N-10043	Q-PAR16	max 2x50W/220V	GU10	IP20	
	aluminium	a/b/h 200/70/220mm		grey	38,0



### TWINS 50

art:N-10040	QR-CB51	max 2x50W/12V	GU5,3	IP20	
	aluminium	a/b/h 200/70/220mm		grey	38,0



### TWINS 111

art:N-10064	QR111	max 2x50W/12V	G53	IP20	
	aluminium	a/b/h 310/130/200mm		grey	36,0



### TUBO 50

art:N-10044	Q-PAR16	max 35W/220V	GU10	IP20	
	aluminium	h 140mm fi 70mm		grey	15,0




### GEMINI

art:N-10049	QT 12	max 2x40W/220V	G9	IP20	
	aluminium	a/b/h 200/110/190mm		grey	45,0




### MONO

art:N-10050	QT 12	max 40W/220V	G9	IP20	
	aluminium	a/b/h 200/110/190mm		grey	28,0





### KVADRAT 30

art:N-10062	TC-DE	2x26W	G24q-1	IP20	55,0
art:N-10063	TCD	2x26W	G24d-1	IP20	46,0
	aluminium	a/b/h 300/300/70mm		grey	



### QUBO

art:B21002	QT 12	max 40W/220V	G9	IP20	
	aluminium	a/b/h 100/100/100mm		grey	33,0
		variation extras:	polished inox cover		10,0
			deflection insert		8,0



### FRAME 30

art:N-10075	QT-DE12	150W/220V	R7s	IP20	
	aluminium	a/b/h 300/300/200mm		grey	95,0



### softLIGHT

art:N-10073	QT	40-60W/220V	E14	IP20	
		d/h/L 220/250/110mm			
		satinato triplex glass			
			glass colour code-	white	48,0
				blue	48,0



### **BOXlight T**

art:N-10027	Q PAR16	max 35W/220V	GU10	IP20	
	aluminium	a/b/h 80/80/100mm		grey	33,0



### **BOXlight D**

art:N-10028	QT 12	25W/220V	G9	IP20	33,0
art:N-10030	QPAR 16	35W/220V	GU10	IP20	33,0
	aluminium	a/b/h 80/80/100mm		grey	



### **PICO**

art:N-10034	QR-CB35	20W/12V	GU4	IP20	8,0
	aluminium	a/b/h/L 40/40/80mm		grey	



### **SPOT 50**

art:N-10061	QR-CB51	50W/12V	GU5,3	IP20	10,0
	aluminium	a/b/h 80/50 mm		grey	



### **KIWI 111**

art:N-10039	QR111	max 50W/12V	GU10	IP20	
	aluminium	a/b 150/150/ fi 130mm		grey	25,0



### **KIWI 50**

art:N-10076	Q-PAR16	max 50W/12V	GU10	IP20	
	aluminium	d/h 120/90/ fi 70mm		grey	25,0






<b>glass colour codes</b>	<b>W</b>	<b>white satin</b>
	<b>G</b>	<b>green satin</b>
	<b>Y</b>	<b>yellow satin</b>
	<b>B</b>	<b>blue satin</b>
	<b>O</b>	<b>orange satin</b>

unit price/ €

	<p><b>DECO 1</b></p>	<p>art:N-10060-1 QT</p>	<p>40W/220V</p>	<p>E14</p>	<p>IP20</p>	<p>27,0</p>
				<p>metal base</p>		
		<p>a/b/h 60/120/270 mm</p>				
		<p>glass colour code</p>		<p>W</p>		
	<p><b>DECO 2</b></p>	<p>art:N-10060-3 QT</p>	<p>40W/220V</p>	<p>E14</p>	<p>IP20</p>	<p>27,0</p>
				<p>metal base</p>		
		<p>a/b/h 60/120/270 mm</p>				
		<p>glass colour code</p>		<p>W</p>		
	<p><b>DECO 3</b></p>	<p>art:N-10060-4 QT</p>	<p>40W/220V</p>	<p>E14</p>	<p>IP20</p>	<p>33,0</p>
				<p>triplex glass satin finish</p>		<p>metal base</p>
		<p>a/b/h 120/120/300 mm</p>				
		<p>glass colour code</p>		<p>B, G</p>		
	<p><b>DECO 4</b></p>	<p>art:N-10060-5 QT</p>	<p>40W/220V</p>	<p>E14</p>	<p>IP20</p>	<p>27,0</p>
				<p>metal base</p>		
		<p>a/b/h 120/120/270 mm</p>				
		<p>glass colour code</p>		<p>B, G, Y, O</p>		
	<p><b>DECO 4</b></p>	<p>art:N-10060-6 QT</p>	<p>40W/220V</p>	<p>E14</p>	<p>IP20</p>	<p>27,0</p>
				<p>metal base</p>		
		<p>a/b/h 120/120/270 mm</p>				
		<p>glass colour code</p>		<p>B, G, Y, O</p>		

<b>glass colour codes</b>	<b>W</b>	<b>white satin</b>
	<b>G</b>	<b>green satin</b>
	<b>Y</b>	<b>yellow satin</b>
	<b>B</b>	<b>blue satin</b>
	<b>O</b>	<b>orange satin</b>

unit price/ €

	<p><b>DECO 5</b></p>	<p>art:N-10062-1 QT</p>	<p>40W/220V</p>	<p>E14</p>	<p>IP20</p>	<p>23,0</p>
				<p>metal base</p>		
				<p>a/b/h 60/120/320 mm</p>		
				<p>glass colour code W</p>		
	<p><b>DECO 6</b></p>	<p>art:N-10062-2 QT</p>	<p>40W/220V</p>	<p>E14</p>	<p>IP20</p>	<p>23,0</p>
				<p>metal base</p>		
				<p>a/b/h 60/120/320 mm</p>		
				<p>glass colour code W</p>		
	<p><b>DECO 7</b></p>	<p>art:N-10062-4 QT</p>	<p>60W/220V</p>	<p>E14</p>	<p>IP20</p>	<p>23,0</p>
				<p>metal base</p>		
				<p>a/b/h 120/120/270 mm</p>		
				<p>glass colour code B, G, Y, O</p>		
	<p><b>DECO 7</b></p>	<p>art:N-10062-5 QT</p>	<p>60W/220V</p>	<p>E14</p>	<p>IP20</p>	<p>23,0</p>
				<p>metal base</p>		
				<p>a/b/h 120/120/270 mm</p>		
				<p>glass colour code B, G, Y, O</p>		
	<p><b>DECO TABLE</b></p>	<p>art:N-10062-6 QT</p>	<p>40W/220V</p>	<p>E14</p>	<p>IP20</p>	<p>16,0</p>
				<p>metal base</p>		
				<p>a/b/h 300/300/450 mm</p>		
				<p>glass colour code B, G, Y, O</p>		